

Reception Remote Learning – CIL Ideas – WB: 11.01.21

Maths/PD

- Have a go at the 'Goldilocks Sorting' activity. Cut and stick each picture in the correct order.

Literacy / C&L

- Using the toys and objects around your house, can you create your own unique story and retell it on video? Who are the main characters? Does your story have a beginning, middle and an end? Can you use 'Once Upon a Time' and 'The End'.

PSED




- Talk about the choices and actions of the characters? How did the bears feel/react to what Goldilocks did? What should Goldilocks say to the Three Bears and why?

Understanding the World

- Make some food that changes texture when heated (ie. porridge). How does it feel before (ie. soft, fluffy) and afterwards (ie. thick, hot, sticky).
- Use books or the internet to learn a fact about real bears! Do they really eat porridge? You can draw or write your fact to share on Tapestry.

Expressive Art and Design

- Can you make a piece or art of craft based on our story? Below are some examples using a range of materials!
- Can you learn and perform 'The Goldilocks Song'. We would love to see you create your own actions





Goldilocks & The Three Bears
Spoon Puppets

Wooden Spoon Characters



Three Bear Toast

EAD

Goldilocks and the Three Bears



Paper Plate Characters



Fork Paint Bears



Cardboard Box Cottage