



St Alban and St Stephen Catholic Primary School



## Year 4 Homework – Spring 1<sup>st</sup> Half Term 2022

We hope you all had a lovely Christmas break and are ready for work in the spring term. As you will see, we have an exciting half term lined up.

### **Weekly activities**

- Homework is set on Wednesday and is due in on Monday.
- Each Wednesday, spelling lists will be issued which should be practised every night. There will be a test on the following Tuesday.
- Children should read for a minimum of 20 minutes each night and when possible discuss this with parents/carers who should sign the reading record. The infographic below details the impact of regular reading.
- They will also receive Maths homework. This will either be set on 'My Maths' which can be accessed online or will be a Maths sheet.
- Children are expected to use 'Times Table Rock Stars' regularly to ensure that they can recall these facts instantly.

### **Grid homework**

- Year 4 children should complete at least three pieces from the home learning grid including one piece of R.E. in the first half term. These can be submitted on Google Classroom as and when they are completed.



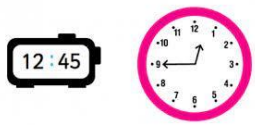



The activities grid will be set on Google Classroom. Children should submit their homework and any photos through Google Classroom, as they did during home learning. If they decide to make a poster, this can be brought into school but marking will be shown on Google Classroom.

The tasks are all open ended, so you can present them in any way you choose, and you can extend them as much as you wish.

We expect you to choose a variety of activities. If you choose a Maths based activity one week, make sure you choose from another subject next time. You can only choose each activity once!

We look forward to seeing all your wonderful home learning. You could even gain up to 3 house points for impressive work!

Ms Cowan, Ms Mannering and Mrs Bates

<b><u>English</u></b>	<b><u>Maths</u></b>	<b><u>Cross-curricular</u></b>
<p>Write a letter, poster or advert to persuade someone to do something you would like.</p> <p>Use the features of persuasive writing that we will be learning in school. You may also find this useful:</p> <p><a href="https://www.bbc.co.uk/bitesize/articles/zsvjkty">https://www.bbc.co.uk/bitesize/articles/zsvjkty</a></p>	<p>Create a board game for learning times tables.</p> <p>You can focus on one of your tricky times tables or enable practise of a variety of times tables facts.</p> 	<p><b>French</b></p> <p>Draw at least three members of your family. In French, write who they are, what their name is and how old they are. They can be real or imaginary.</p> <p>E.g Voici ma mère. Elle s'appelle Emma. Elle a trente-cinq ans. Here is my mum. She is called Emma, She is thirty-five years old.</p>
<p>Create an appealing leaflet explaining how to use apostrophes correctly.</p> <ul style="list-style-type: none"> <li>• When should you use them?</li> <li>• When they are not needed.</li> <li>• Give some examples to help your reader.</li> </ul> 	<p>Create a poster, PowerPoint or booklet showing a time on an analogue clock, on a digital clock and how you would write this time in words. Repeat for other times.</p> <p>You could also add any information you know about seconds, minutes and hours.</p> 	<p><b>RE</b></p> <p>When we celebrate the Eucharist, we are reminded to give ourselves to others.</p> <p>Decorate a small box or a jar.</p> <p>On small pieces of paper, write how you have given to others. This could be through acts of kindness, helping someone with positive thoughts, helping at home or at school etc.</p> <p>Keep adding to the box or jar as you demonstrate giving.</p> <p>Take a picture of your box or jar and some of your ideas.</p>
<p>Ask someone to video you reading a favourite poem.</p> <p>Remember to think about using expression and actions, appropriate changes in volume or pace, pauses, or running certain words together, and different voices.</p> 	<p>Find a recipe from Tudor times.</p> <p>Write a shopping list and prices of the ingredients in pounds and pence. What is the total?</p> <p>Take photos of you measuring the ingredients, preparing, cooking and eating your finished dish.</p> 	<p><b>Science</b></p> <p>Make your own pan pipes and investigate how to change the pitch and volume.</p> <p>Details can be found here: <a href="https://supastem.club/blogs/activity-ideas/straw-panpipes-activity">https://supastem.club/blogs/activity-ideas/straw-panpipes-activity</a></p> <p><b>History</b></p> <p>Create your own tapestry, tapestry tale or TV news report using the information on <a href="http://downloads.bbc.co.uk/history/hudsonsonhistory/HOH_Tapestry_activities.pdf">http://downloads.bbc.co.uk/history/hudsonsonhistory/HOH_Tapestry_activities.pdf</a></p> 



### Child A



Reads 20 minutes per day

3,600 minutes per school year

1,800,000 words per school year



Scores in the 90th percentile

### Child B



Reads 5 minutes per day

900 minutes per school year

282,000 words per school year



Scores in the 50th percentile

### Child C



Reads 1 minute per day

180 minutes per school year

8,000 words per school year



Scores in the 10th percentile

### Standardised Test Scores