



Ss Alban and Stephen Catholic Primary School



Year 1 Home Learning – Autumn Term 2023

Weekly activities

- *Children should read for a minimum of 10 minutes each night and parents should sign the reading record.*
- *Each Monday, Phonics and/or spelling practice will be added to Google Classroom for you to practise with your child.*

Grid Home Learning


Children from Year 1 and 2 should complete at least 2 pieces from the grid Home Learning in the half term, plus 1 RE piece. The grid will be uploaded to Google Classroom and children should submit their work via Google Classroom as and when they complete a task. If a child wishes to do more pieces they are more than welcome to.

The tasks are all open ended, so you can present them in any way you choose, and you can extend them as much as you wish. Work which cannot be uploaded can be brought into school to share with the class (e.g. Art activities) but will be marked on Google Classroom.

We expect you to choose a variety of activities.

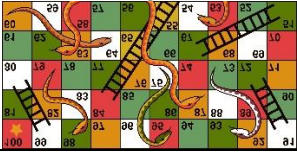




We look forward to seeing all your wonderful Home Learning this term. You could even gain up to 3 house points for impressive work!

Mrs Caramelo and Miss Cotterell



Grid Home Learning – Autumn 1st Half Term

Our topic: My Local Area!

English	Maths	Cross-Curricular
<p>Have a story telling tea party with some family members or toys. Make up your own story together. If you are with family members, try taking it in turns to say a sentence to create your own exciting story.</p>	<p>Play a board game with your family (e.g. snakes and ladders).</p> <p>Practise recognising the number on the die – then try using 2 dice and adding the dots together.</p> 	<p>RE</p> <p>Make and decorate a cross to display on our prayer table.</p> 
<p>Go on a nature walk and create a list of all the sounds you can hear. Remember to use bullet points when creating a list.</p> 	<p>Choose a number between 1 and 20. Make a poster about your chosen number. Can you show the number in lots of different ways? (Example – if you choose 8, you could draw 8 stars, show 8 counters, stick on 8 stickers).</p>	<p>RE</p> <p>Write a thank you prayer to thank God for your family.</p> 
<p>Tell your grown up or family member the story of The Tiger Who Came to Tea.</p> <p>Create a story map of the key events.</p> <p>Change some of the key events to make your own unique story (i.e. The Dog Who Came To Breakfast).</p>	<p>Do some baking with an adult. Can you measure out the different ingredients using scales or measuring cups? If you would like to, you could bring in a picture of your baking to show the class.</p> 	<p>Geography</p> <p>Look at your address – talk to your grown up about what each line means. Write a note to a friend or even to school. Write the address on the envelope, stick a stamp on and post it in the post box.</p>
<p>Write a book review of one of your favourite books. Think about these questions: What is good about the book? What could make it better? Would you recommend it to someone? Why/why not?</p>	<p>Go on a walk around your local area with an adult. Write down the different house numbers you find. Is there a pattern for how the houses are numbered?</p>	<p>Art</p> <p>Draw, paint or collage a picture of your favourite place in your local area.</p> 