



Learning and Growing with God by our Side

St Alban & St Stephen Catholic Primary School & Nursery

Welcome to Year 1

SEPTEMBER 2023

Our School Prayer

Dear God,

Bless all the children and staff in our school.

Bless all our loving parents, our school community and parishioners.

Let us follow the shining examples of St Alban and St Stephen.

Help us to be the best that we can be and guide us as we stay connected to you and Jesus in all that we do.

As a school, we are learning and growing with God by our side.

Amen.

Our Mission Statement

Learning and Growing with God by our Side





Our School Values

Faith

Friendship

Determination

Respect

Unity

Our Golden Rules



We are gentle

We are kind and helpful

We listen

We are honest

We work hard

We look after property

Our Senior Leadership Team



Mr P. Keane
Headteacher



Ms T. Hackett
Head of School



Mrs C. Smith
Assistant
Headteacher &
SENDCO

Year 1 Staff



Mr C. Caramelo
Oak
Class Teacher

Mrs D. Soni
Elm
Teaching Assistant



Miss A. Cotterell
Elm
Class Teacher



Mrs N. Ramdani
Elm
Teaching Assistant

Other Staff Members

P.E and Music will be covered by specialist teachers.



Mr S. Wallace
P.E Specialist



Mrs J. Bates
Phase Leader
Key Stage 1



Mrs Z. Flatt
Music Specialist

Drop Off and Pick Up

The **doors open at 8.45am** and **close at 8.55am**. There is a soft start to the day and when the children arrive they start their SODA (Start of Day Activity) before lessons begin.

Please help your child settle by allowing them to come in to the classroom independently.

School finishes at 3.10pm.

Lunches

We encourage parents to discuss school lunches with their children and to book their lunch choices in advance using Arbor.

This ensures that parents help their child to choose a meal they know that they will like, and also means a quicker start to the school day.

- Red: Meat/Fish option
- Green: vegetarian option
- Yellow: Roll or Sandwich
- Blue: Jacket potato or pasta



Alternatively, your child can bring in their own packed lunch. No glass bottles, fizzy drinks or any food containing nuts are allowed.

KS1 Uniform

Please ensure all items of clothing are clearly marked with your child's name.

- Black school shoes must be worn – no trainers.
- Long hair must be tied up with simple black, green or red hair ties.
- Jewellery – children may only wear simple stud earrings and a silent watch or Fitbit (no smartwatches allowed).
- Appropriate outer wear must be provided as children play outside.
- Red caps are required to be worn on sunny days and during trips.
- NO friendship bracelets or nail varnish.
- Children with incorrect uniforms will receive a reminder letter.



KS1 PE Kit

Please ensure all items of clothing are clearly marked with your child's name.

Children need to have correct PE Kit in school for their PE days. Our PE day is Tuesday. Children should come to school in their PE kits with their school uniform in their bag to change into afterwards.

- Plain white T shirt (with or without school logos but no other logos)
- Red shorts
- Plain trainers with non-marking soles
- Optional for cold weather – Plain dark tracksuit bottoms and sweatshirt for outdoor use, i.e. black, navy, or green without logos
- Red drawstring bag (clearly labelled)
- No jewellery should be worn.

R.E.: Come and See

Autumn Term

Domestic Church: Families
Baptism: Belonging
Judaism: Abraham and Moses
Advent/Christmas: Waiting

Spring Term

Local Church: Special people
Eucharist: Meals
Lent/Easter: Change

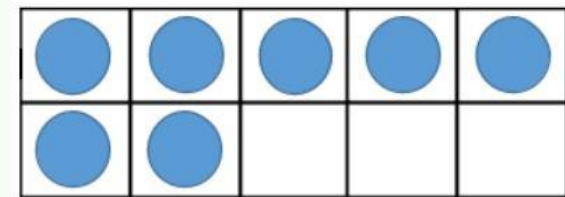
Summer Term

Pentecost: Holidays and Holydays
Reconciliation: Being Sorry
Hinduism - Krishna
Universal Church: Neighbours



Maths in Year 1

- Daily Maths lesson/Maths fluency 3 x a week
- In Year 1, we explore Number, Measurement, Geometry (Shapes), Position and Direction.
- We aim to develop a strong visual awareness of number and use a lot of practical equipment in the classroom.



Phonics in Year 1

- Last year we introduced a new scheme 'Little Wandle'.
- Little Wandle provides a completely consistent approach to planning, resources and delivery


How do we teach children phonics?

- We teach phonics everyday.
- The children learn four new sounds each week and have a regular review lessons to consolidate this learning.
- Phonics is learnt in 'phases' as a whole class.




Reading in Year 1

- Each week the children will take part in up to three reading practice sessions. At the end of each week the children will be sent home with the book they have been practising.
- Each reading practice session has a clear focus, so that the demands of the session do not overload the children's working memory.
- Three books will be sent home each week: Reading practice and Individual reading books (which are fully decodable) and a Library book (which is for sharing with an adult to promote the love of reading).
- **Our current Library day is every Wednesday!**



Writing in Year 1

- In Year 1, the children will be writing every day, in a range of different contexts.
- We still encourage mark making and developing a love for writing through child-initiated learning.
- Our school use the Pen Pals handwriting scheme, which is consistent with the letter formation of Little Wandle.



Science in Year 1

Autumn 1: Seasons/ourselves

Autumn 2: Common and wild garden plants and materials

Spring 1: Seasons and materials

Spring 2: Animals and life processes

Summer 1: Seasons and animals

Summer 2: Famous scientists



Other curriculum topics in Year 1

- Computing
- Topic (history and geography)
- Art and DT
- PSHE
- Music
- P.E



Home Learning

- Each half term, the children will receive a home learning grid. Please complete at least two pieces from the grid, as well as one RE piece.
- The grid will be uploaded to Google Classroom and children should submit their work via Google Classroom when they complete a task.
- Children should read for a minimum of 10 minutes each night. Please remember to comment in their reading record.
- Every Monday, Phonics and/or Spelling Practice will be added to Google Classroom for you to practise with your child at home.



How you can help at home

- Always encourage and discuss the schools Golden Rules.
- Reading daily with your child. Find opportunities to read spontaneously.
- Help your child grow in independence (i.e. getting changed, resolving issues).
- Model and teach life skills (i.e. logging into a computer, using money, maintain a healthy diet, gardening, DIY)
- Play lots of games and encourage turn taking and counting.
- Making time for completing home learning to a high quality.



Parent Helpers

The support of parents is of enormous benefit to the children and we warmly welcome it.

We can now invite parent volunteers back to help in school. If you are interested in becoming a volunteer, please notify the office and further information will follow.

(Please note that in line with Hertfordshire County Council, all parents working in school will be asked to apply for police clearance.)



Any Questions?

If you have any further questions after the welcome meeting, please email the office:


admin@ssas.herts.sch.uk

We will try to get back to you as soon as possible.

A decorative border at the top of the image featuring a variety of autumn leaves in shades of yellow, orange, and red, some with green still visible. The leaves are scattered and overlap, creating a natural, textured edge.

Thank you for your support.

We hope that you found this information useful.
We are very much looking forward to getting to
know your families and children this year.

A decorative border at the bottom of the image, similar to the top one, featuring autumn leaves in yellow, orange, and red. The leaves are scattered and overlap, creating a natural, textured edge.