



Ss Alban and Stephen Catholic Primary School and Nursery










Learning and Growing with God by our side



Home Learning Grid – Summer 1

Our Topic: Into The Woods

	Week 1 15.04.24	Week 2 22.04.24	Week 3 29.04.24	Week 4 06.05.24	Week 5 13.05.24	Week 6 20.05.24
Phonics <small>(Weekly Phonics Home Learning will be sent home separately)</small>	Short Vowels CVCC Tricky Words: said, so, have, like	Short Vowels CVCC CCVC Tricky Words: some, come, love, do	Short Vowels CCVCC, CCCVC, CCCVCC Longer Words Tricky Words: were, here, little, says	Longer Words Compound Words Tricky Words: there, when, what, one	Root words ending in –ing, -ed /t/, -ed /id/ /ed/ -est Tricky Words: out, today	Revise and Assessment

Optional Activities		
RE	Maths	Understanding the World
Think about and discuss some good news that has happened to you this year. Share this on Tapestry either by sharing a photograph or drawing a picture. 	Find an even number of objects around your house and practise doubling and halving them. Focus on using mathematical language (i.e. double 4 equals 8, half of 4 equals 2).  $2 + 2 = 4$	The caterpillars have arrived! Can you draw/label your own picture showing the steps of the life-cycle of a butterfly? 
 We are celebrating the Month of Mary. Together, listen and learn the 'Hail Mary'. You could also plant a seed or flower for Mary in your garden or in the park.	Find 10 objects from around your house. How many different ways can you split these objects into two groups (i.e. 4 and 6, 5 and 5). Challenge yourself by writing it as a number sentences (i.e. $4 + 6 = 10$).	 We are learning how to create our own maps and plan our own journeys. Can you look at Google Maps and plan your own journey from your house to somewhere (i.e. shops, park).
Literacy	Expressive Art and Design	Additional Activities
Focus Texts: Goldilocks, The Little Red Fort, Once Upon A Cinderella, Superworm. Read a range of traditional tales. What is your favourite fairytale? Why? Who are your favourite characters?	 Make your own unique and creative minibeast artwork. Use materials and techniques that can be easily accessed (i.e. junk modelling, handprints).	Go for a long walk with your family. What signs of Spring can you spot along the way (i.e. flowers blossoming, birds, and insects)? Take some photos or make a collage and share them on Tapestry.
Choose your favourite minibeast, draw a picture of it and write a few facts about this minibeast. Share these on Tapestry so all your friends can learn your new facts. 	Listen to the "The Millipede March!" by Danny Go. Can you think of any new actions to go with the song? How do different insects move? 	Revise all of your Phase 2/Phase 3 graphemes and tricky words. These are all attached as a separate document on Tapestry. 

Important Dates:		Key Information:
April: Friday 26 th – Writing Workshop for parents (9am)	May: Monday 6 th May – Bank Holiday (School Closed) Friday 24 th May – School Finishes (3.05pm)	<ul style="list-style-type: none"> Please check Tapestry 'Memos' for additional home learning. Please use this home learning grid as ideas for the children's 'Show and Tell'. Please continue to choose your child's lunch option on Arbor before school. Please can you make sure your children's reading book and library book is in their school book bag every day, as days for changing books may vary each week.